

A BRIEF OVERVIEW OF THE BRITISH MACHIN DEFINITIVES

Presentation for LASO
May 20, 2025

By Paul L. Booth
Hagerstown, MD USA
fishnstamp@gmail.com

***Unless otherwise stated, all items shown are
from the presenter's collection.***





PLAN

- What Are They?
- History
 - Beginning
 - Evolutions
 - End
- Compare to other long series
 - Norway Post Horn
 - Denmark Numeral
- The Deegam System



GOALS

1. Familiarization
2. Appreciation
3. New Collectors

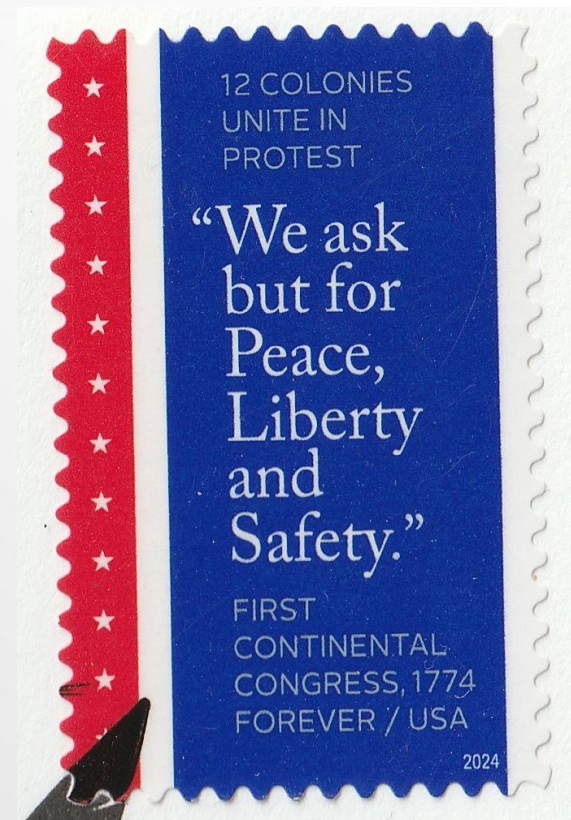


DEFINITION

- Definitives
- British
- Long running
- Fulfilled a variety of postal duties
- Named for the designer, Arnold Machin



DEFINITIVE VS. COMMEMORATIVE





DEFINITION

- Definitives
- British
- Long running
- Fulfilled a variety of postal duties
- Named for the designer, Arnold Machin



ARNOLD MACHIN

- British sculptor and painter
- Sept. 30, 1911 – Mar. 9, 1999
- Designed the image of Queen Elizabeth II on new coins



Arnold Machin at Harrisons examines the first sheets of stamps off the press.



HISTORY - ORIGINS

- First: June 5, 1967



- Replaced the "Wilding" series



WILDING SERIES






MACHIN AT WORK



Source: The Deegam Handbook. All excerpts from the Deegam Handbook are the copyright of Deegam Publications and are used with permission.



DESIGN PROPOSALS

THE MACHIN DEFINITIVE
50 YEARS OF A DESIGN ICON

MINI
MA50

5 014721 143446



March 1966 Revised plaster cast of the 'Coinage' head, with The Queen wearing a tiara

<p>January 1966 One of many preliminary sketches by Arnold Machin based on the Penny Black</p> 	<p>February 1966 Preparatory work by Machin using a photograph of his coin mould</p> 	<p>April / May 1966 One of many essays with the 'Coinage' head surrounded by country symbols</p> 
<p>October 1966 Essay of the 'Coinage' head cropped and simplified, with only the denomination</p> 	<p>August 1966 Photograph by John Hedgecoe with The Queen wearing the diadem</p> 	<p>October 1966 Essay of the first plaster cast of the 'Diadem' head, without corsage</p> 



EVOLUTIONS

- Currency Decimalization
- Phosphorescence
- Regional Issues
- Printing
- Security Measures
- Large Format/Sideways Orientation
- No Value Indicated
- Bar Codes



CURRENCY DECIMALIZATION



Pence Abbreviated "D"

Pence Abbreviated "P"



CURRENCY DECIMALIZATION



Values with Shillings



POUND SYMBOLS





PHOSPHORESCENCE

- Began in late 1950s
- Many, but not all, Machins have phosphorescence of some type
 - Bar on left
 - Bar on right
 - Bars on left and right
 - Bar in center
 - Overall covering
 - None, but phosphorescent paper



REGIONAL ISSUES

Scotland



Northern Ireland



Isle of Man



Wales





PRINTING

- Printers:
 - Harrison & Sons
 - Enschede
 - Questa
 - Walsall
 - Bradbury Wilkinson
 - De La Rue
 - Waddington



SYNCOATED PERFORATIONS





SECURITY DIE CUTS





IRIDESCENT PRINTING



Source: The Deegam Handbook



SIZES





ORIENTATIONS





50TH ANNIVERSARY MINI SHEET

MINI
MGOLD

5 014721 143767

**THE MACHIN DEFINITIVE
GOLDEN ANNIVERSARY CELEBRATION**

“After months of extremely hard work by Mr Arnold Machin and the printers...
a design was evolved which in my opinion will be one of the classics of stamp history.”
Edward Short, Postmaster General, 1967

1967

1971

1990

1993

2000

2006


2013

2017



BAR CODES





FINAL MACHINS





FIRST JENNINGS





NORWAY POST HORN





DENMARK NUMERAL





DEEGAM

- **Douglas George Albert Myall**
- British philatelist
- 12/17/1922 - 01/30/2019



BEGINNER LEVEL

- Value
- Color
- Size and orientation
- Design



INTERMEDIATE LEVEL

- Method of printing
- Printer and press
- Paper
- Gum
- Phosphor type



ADVANCED LEVEL

- Perforations
- Direction of printing
- Form of issue
- Phosphor application
- Fluorescent inks
- Head type, size and setting
- Value type
- Value setting



INTRODUCTION TO LISTINGS

25p

DG 250



DG 250
Lilac
(1981)



DG 250
Salmon pink #
(1993)



DG N250
Northern Ireland
Salmon pink #
(1993)



DG S250
Scotland
Salmon pink #
(1993)



DG W250
Wales
Salmon pink #
(1993)

Source: The Deegam Handbook.



TYPICAL DEEGAM LISTING – 2nd LEVEL

2nd Level Number	Paper	Gum	Phosphor Type	Printer	Printing Method
Salmon pink DG 250.4	OFNP(C)/PVAI		2B AY 8	Questa	Lithography
.1 T2ad/A2	—	DP216		Q- Q-	26.07.94 [0]
T2ad/A2	—	DP225		Q- Q-	25.04.95 [0]
.1a T2ad/A2	—	DP216	2B (I2), positions 4 and 6	Q- Q-	26.07.94 [1]
.1b T2ad/A2	—	DP225	2B (I1), positions 4 and 6	Q- Q-	25.04.95 [1]

Source: The Deegam Handbook.



TYPICAL DEEGAM LISTING – 2nd LEVEL

Phosphor
Placement

Phosphor
Bar Width

Light tan

DG 100.18

OFNP(C)PVAI

2B

A2B

9.5

Enschedeé

Gravure

.1 T5b/A1

U Sheets

2mm varnish; blue gum [1]

1 10.01.96

.1a T5b/A1

U Sheets

ditto; white gum [1]

1 19.09.96



TYPICAL DEEGAM LISTING – 3rd LEVEL

3rd level number	Head Type	Source	Color Plate
Light tan DG 100.18	OFNP(C)TVAI	2B A2B 9.5 Enschedé	Gravure
.1 .1a	T5b/A1 5b/A1	U U	1 1
Value Type and Placement	Direction of Printing	Notes	Date of Issue
		2mm varnish; blue gum [1] ditto; white gum [1]	10.01.96 <input type="checkbox"/> 19.09.96 <input type="checkbox"/>

Source: The Deegam Handbook.



MORE INFORMATION

<https://www.deegam.com/>



FROM MY COLLECTION

