



FREE

Online Philatelic Tools and Resources

A presentation for LASO
July 16, 2024

by Tom Fortunato
Rochester, NY USA
stamptmf@gmail.com



Here to help you!

The Internet is filled with sites that can assist stamp collectors enjoy the hobby to its fullest, whether it be to:

- Identify those “whatzit” stamps you have no idea about
- Improve and test your overall philatelic knowledge
- Introduce you to something new

Here are a few that you should bookmark and put to use right away!

All links are clickable and active as of the time of this presentation.



Stamp Identification

Trying to figure out details about an unknown stamp is a challenge to beginners and advanced collector alike. You have two options:

- Search by any text found on the stamp
- Search by the stamp's image





Stamp Identification

Search by Text

Here are two stamps to check:

EMP. OTTOMAN
PIASTRE



FRANCO BOLLO
POSTALE
Cent.





Stamp Identification

Search by Text

Here are two sites to try. Both have lists of text to match that on your stamp (country, denomination, etc.).

- ISWSC Stamp Identifier

https://www.iswsc.org/iswsc_identifier.html

- Stamp Finder Online

<http://www.stampfinderonline.com/identify.asp>






Stamp Identification

Search by Text

- ISWSC Stamp Identifier

https://www.iswsc.org/iswsc_identifier.html



The International Society of World Wide Stamp Collectors

Home	Join	Resources	World Wide Stamp Identifier	The Circuit	Mail Bid Sales	Executive and Officers	Contact Us	Site Map
------	------	-----------	-----------------------------	-------------	----------------	------------------------	------------	----------

Thursday, May 30, 2024

ISWSC World Wide Stamp Identifier

Below is the ISWSC World Wide Stamp Identifier. We have also provided a live search value of the identifier to the right. If you have any suggestions or comments please contact the webmaster@iswsc.org

[\[A\]](#) [\[B\]](#) [\[C\]](#) [\[D\]](#) [\[E\]](#) [\[F\]](#) [\[G\]](#) [\[H\]](#) [\[I\]](#) [\[J\]](#) [\[K\]](#) [\[L\]](#) [\[M\]](#) [\[N\]](#) [\[O\]](#) [\[P\]](#) [\[Q\]](#) [\[R\]](#) [\[S\]](#) [\[T\]](#) [\[U\]](#) [\[V\]](#) [\[W\]](#) [\[X\]](#) [\[Y\]](#) [\[Z\]](#) [\[Cyrillic\]](#) [\[Greek\]](#) [\[Bogus\]](#)

A [\(back to top\)](#)

A. (overprint): South Australia, officials (1868-74) [Architect].

A.B. (overprint on stamps of Russia): Far Eastern Republic (1923).

ABASI (currency): Afghanistan.

A BETALE-PORTOMAERKE: Norway, postage dues.

ABLOSUNG: Prussian local officials.

ABNA ПΟΥΡΑ: (overprint): Russia, airmails.

ABNO ПОЧТОВЯ: Russia, airmails.

Live Search The Database

We have now provided full search capability for our ISWSC World Wide Stamp Identifier. This is a live search (meaning it searches while you type) it will take a while to search through the 3000 + entries we have. Simply enter the term in the search box and the results will display below.

EMP. OTTOMAN: Turkey (1876-92), or Eastern Rumelia.

EMPIRE FRANC: France.

FRANCO BOLLO GIORNALI STAMPE: Italy and Sardinia, newspaper stamps.

FRANCO BOLLO POSTALE (with denominations in BAJ, SCUDO, CENTESIMI): Roman States.

FRANCOBOLLO POSTALE PER GIORNALI: Fiume, newspaper stamps.





Stamp Identification

Search by Text

- Stamp Finder Online

<http://www.stampfinderonline.com/identify.asp>

STAMP FINDER ONLINE

[Home](#) [Identifier](#) [Countries](#) [Collecting](#) [Contact](#)

Welcome to Stamp Finder Online.

How can we help you ?

Whether this is your first visit or you are a previous visitor we hope you will find our web site useful.

[Stamp Identifier](#)
[International Sets](#)
[Country List and Details](#)
[Collecting Guide](#)

[Feedback](#)
[Privacy Statement](#)

Stamp Identifier

We are gradually filling the stamp identifier pages with new entries. If there is any specific information you need then please let us know using our feedback form. We will update the stamp identifier pages with the requested information as soon as possible and let you know when it has been completed.

A B C D E E G H I J K L M N O P Q R S T U V Y

3.y.H.B. (overprint) - Western Ukraine.

საქართველო - Georgia

A

A.B. (overprint) - Far Eastern Republic.
 A.C.C.P. - Azerbaijan.
 A.E.F. (overprint) - French Equatorial Africa.
 A.M.G.F.T.T. (overprint) - Trieste.
 A.M.G.V.G. (overprint) - Italy, Allied occupation of Venezia Giulia.
 A M POST - Germany, areas under Allied military government.
 A.O. (overprint) - German East Africa.
 A.O.I. (overprint) - Italian East Africa.
 A.R. - Colombia, Montenegro, Panama or Chile.
 A.R.P.A. on stamp value LEU - Rumania (possibly propagda issue).
 A PAYER TE BETALEN - Belgium.
 A PERÇEVOIR / PERCEVIOR - Belgium, France and many French Colonies.
 A RECEBER - Portugal and Portugese Colonies.
 ANORONTA - Russia

Stamps without a country name in English letters


EMPIRE FRANÇAISE - France or French colonies
 EMP. OTTOMAN - Turkey or Eastern Rumelia
 ENAPIOMON - Greece

Alwar

FRANCO - Philippines or Spain
 FRANCO BOLLO (no country name on perforated stamps) - Italy
 (no country name on non-perforated stamps) - Sardinia
 FRANCO BOLLO POSTALE - Papal States (Roman States)
 FRANCOBOLLO DI STATO - Italy



Afghanistan





Stamp Identification

Search by Image - Worldwide

In some cases there is no text to refer to, or only unrecognizable characters. An ID by the image alone is possible.



- COLNECT (and its Phone App)

<https://colnect.com/en/stamps/identify>

- Google Lens (and its Phone App)

<http://www.stampfinderonline.com/identify.asp>



Stamp Identification

Search by Image - Worldwide

- COLNECT (and its Phone App)

<https://colnect.com/en/stamps/identify>

Sign up for free. Easy to use interface tied to an incredible stamp catalog database, inc. "back of books."







colnect Easily manage your personal collection - Log In W

Categories ▾ **Stamps** Catalog Collectors My Lists Forums Stamps ▾ Search

Stamp catalog > Image search

Search catalog by image.
Please make sure your picture is cropped to show only the item.

  Image URL... 

Crop picture 



Stamp Identification

Search by Image - Worldwide

- COLNECT (continued)

Match your stamp to those it found...



Stamp catalog > Image search

Search catalog by image.
Please make sure your picture is cropped to show only the item.

Crop picture [?](#)

The search results display a grid of 20 stamps. The first row contains one stamp, which is the original green 20-cent stamp. The second row contains five stamps: two blue 2-cent stamps, two purple 6-cent stamps, the original green 20-cent stamp (highlighted with a red arrow), and one faded blue 2-cent stamp. The third row contains four stamps: a red 10-cent stamp, a blue 2-cent stamp, a pink 10-cent stamp, and a pink 2-cent stamp. The fourth row contains four stamps: a purple 6-cent stamp, a faded blue 2-cent stamp, a green 20-cent stamp, and a blue 2-cent stamp. The fifth row contains two stamps: a green 20-cent stamp and another green 20-cent stamp.



Stamp Identification

Search by Image - Worldwide

- COLNECT (continued)

...and click on it for details. No Scott #s, but other major catalog #s are given.



Stamp catalog : Stamp > Girl in Bosnian Costume

Country:	 Bosnia - Kingdom of Serbs, Croats & Slovenes
Series:	Issue for Bosnia and Herzegovina
Catalog codes:	Michel YU 26 Stamp Number YU 1L20 Yvert et Tellier YU BH 8 Stanley Gibbons YU 28 Unificato YU 26 World Stamps Project YU-BIH 28
Themes:	Has minor variants: 2 Folklore Suits and Costumes
Issued on:	1919-02-01
Size:	25 x 28 mm
Colors:	Green
Watermark:	No Watermark
Format:	Stamp
Emission:	Definitive
Perforation:	line 11½
Printing:	Typography
Face value:	20 Austro-Hungarian heller
Print run:	700,000
Score:	45% Accuracy: High
Buy Now:	3 sale offers from US\$ 0.22 Find similar items on eBay



Stamp Identification

Search by Image - Worldwide

- COLNECT (continued)

Any blue text can be clicked to see other related issues.



Stamp catalog : Stamp > Unification of the Korean and Japanese Posts

Country:	Japan
Catalog codes:	Michel JP 91 Stamp Number JP 110 Yvert et Tellier JP 109 Stanley Gibbons JP 153 Sakura JP C8
Themes:	Peace Doves Postal Services
Issued on:	1905-07-01
Expiry date:	1909-08-31
Size:	21 x 26 mm
Colors:	Pink red
Watermark:	No Watermark
Format:	Stamp
Emission:	Commemorative
Perforation:	Various
Printing:	Typography
Face value:	3 Japanese sen
Print run:	2,500,000
Score:	82% Accuracy: High
Description:	Perforation variants: line 12 (MiNr. 91A), line 12½ (MiNr. 91C), line 12 x 12½ (MiNr. 91D), line 12½ x 12 (MiNr. 91E) National Symbols. Not valid for international mail (except to China).
Buy Now:	1 sale offer for US\$ 16.29 Find similar items on eBay



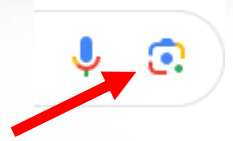


Stamp Identification

Search by Image - Worldwide

- Google Lens (and its Phone App)

<https://lens.google/>



Go to Google.com and click the lens icon.
Upload your image or paste in an image's link.

Search any image with Google Lens

Drag an image here or [upload a file](#)

OR





Stamp Identification

Search by Image - Worldwide

- Google Lens (continued)

Here's a sample result. Many are eBay or auction items, some with prices.



The screenshot shows a Google Lens search interface. At the top left, there is a button labeled "Find image source". Below it is a large image of a stamp with a central emblem and the text "एक दोकडो" (Ek Dokado) at the bottom. At the bottom of the search interface are buttons for "Search", "Text", and "Translate".

On the right side, there is a grid of search results. The first result is a stamp with a price tag of "\$100.00*" from StampAuctionNet... India and States Sale - 1 Page 6. The second result is a stamp with a price tag of "\$238.00*" from eBay INDIA NOWANUGGUR 1893 (GIBBONS 3b... Used). Other results include HipStamp CP: India Nowanuggur 9 mint CV \$350 | Asi... Used, TouchStamps Stamp: Maharaja and Sacred Cows..., and David Feldman SA Browse Auctions - David Feldman SA. At the bottom right, there is a feedback question: "Did you find these results useful?" with "Yes" and "No" options.



Stamp Identification

Search by Image - USA

While the prior sites can be used for identifying US stamps as well, there are others probably yielding better results.

- 1847Home

<https://stampsmarter.org/1847usa/1847Home.html>

- Kenmore Stamp Company

<https://www.kenmorestamp.com/us-stamp-identifier>

- Swedish Tiger

<https://www.theswedishtiger.com/ID.html>



Stamp Identification

Search by Image - USA

- 1847Home

<https://stampsmarter.org/1847usa/1847Home.html>

There are a number of “finders” here to assist with US issues of all kinds.

The screenshot shows the website interface for Stamp Smarter's 1847USA section. The header includes the site name and navigation links. The main content area features a title 'Identify and Learn About US Stamps' and introductory text. Below this, there is a grid of six 'finder' tools, each with a thumbnail image and a description. A red arrow points to the 'VISUAL ID FOR 1908' tool.

Tool Name	Period / Scope
POSTAL CARDS	1873 THRU 2016
ALL STAMP FINDER	1847 - 2019 Issues
VISUAL FINDER	1847-1868 Regular Issues
VISUAL FINDER	1870-1890 Bank Notes
VISUAL FINDER	1908 Wash. Frank. Issues
DEFINITIVE FINDER	1847 - 1971 Regular Issues



Stamp Identification

Search by Image - USA

- 1847Home (continued)

There are a number of “finders” here to assist with US issues of all kinds.

Stamp Smarter
Philatelic Learning Center

Home Features Library Search Projects

Visual Identification Guide for the Washington/Franklin Series

We think the easiest course of identification is as follows

1. Determine which of the five designs the stamp has (see below).
2. Determine the denomination of the stamp, which entails simply reading the number on the stamp.
3. Determine the perforation of the stamp in the top or bottom margin.*
4. Determine the perforation of the stamp in the left or right margin.*
5. Determine the printing process: flat plate, rotary press, or offset using the helpful tips provided.
6. Determine the type of watermark if necessary.
7. Determine the type: 2¢ Types I-III · 2¢ Types IV-VII · 3¢ Types I and II · 3¢ Types III and IV

Most of the Washington Franklin Heads may be identified using only three or four of the above steps.

*For compound perforations, stamps with more than one gauge of perforations, the convention is to list the gauge of the horizontal perforations first and the vertical perforations second. For example, Number 423A perf 12 x 10, is perf 12 top and bottom and perf 10 along the sides, while Number 423D perf 10 x 12, is perf 10 top and bottom and perf 12 at the sides.

1 CENT	2 CENTS	TWO CENTS	3 CENTS	4 CENTS	5 CENTS
LAUNCH	LAUNCH	LAUNCH	LAUNCH	LAUNCH	LAUNCH



Stamp Identification

Search by Image - USA

- 1847Home (continued)

It will help narrow down “look alike” stamps, with Scott numbers provided.

The screenshot shows the "Stamp Smarter" website interface. At the top, there is a navigation bar with "Home", "Features", "Library", "Search", and "Projects". The main heading is "2¢ Washington Head Denomination in Letters". Below this, there are five search results, each with a stamp image and a "LAUNCH" button. The results are: 1. "Perf 11 - perforated 11 on at least 2 adjacent sides" with a red stamp. 2. "Perf 12 - perforated 12 on at least 2 adjacent sides" with a red stamp. 3. "Perf 12 & Perf 8½ Coll - perforated 12 or 8½ on sides or top/bottom" with a red stamp. 4. "Imperforate No perforations" with a red stamp. 5. "Private Perforations - Vending and Affixing Machine Perforations" with a red stamp. At the bottom of the page, there is a black bar with the text "WASHINGTON FRANKLIN IDENTIFIER TOOL".



Stamp Identification

Search by Image - USA

- Kenmore Stamp Company

<https://www.kenmorestamp.com/us-stamp-identifier>

More advanced US collectors might like this site if a specific series of stamps is being investigated.





Stamp Identification

Search by Image - USA

- Kenmore Stamp Company (continued)

There are many helpful diagrams.

1873 Continental and 1879 American Bank Note Issues

Tiny reference points were engraved in the [Continental Bank Note](#) and [American Bank Note](#) designs to differentiate them from the originals done by the [National Bank Note Company](#).

While the secret marks on the Continental and American Bank Notes are the same, the printings can be distinguished by the [Hard \(Continental\) and Soft \(American\) paper](#) used to print the stamps.

HOW TO FIND THE SECRET MARKS

1¢ (#156, 182). A small crescent is visible in the pearl at the left of the numeral "1".



2¢ (#157). Since the small diagonal line under the scroll at the left of "U.S." seldom shows clearly, the best way to identify this stamp is by its brown color.





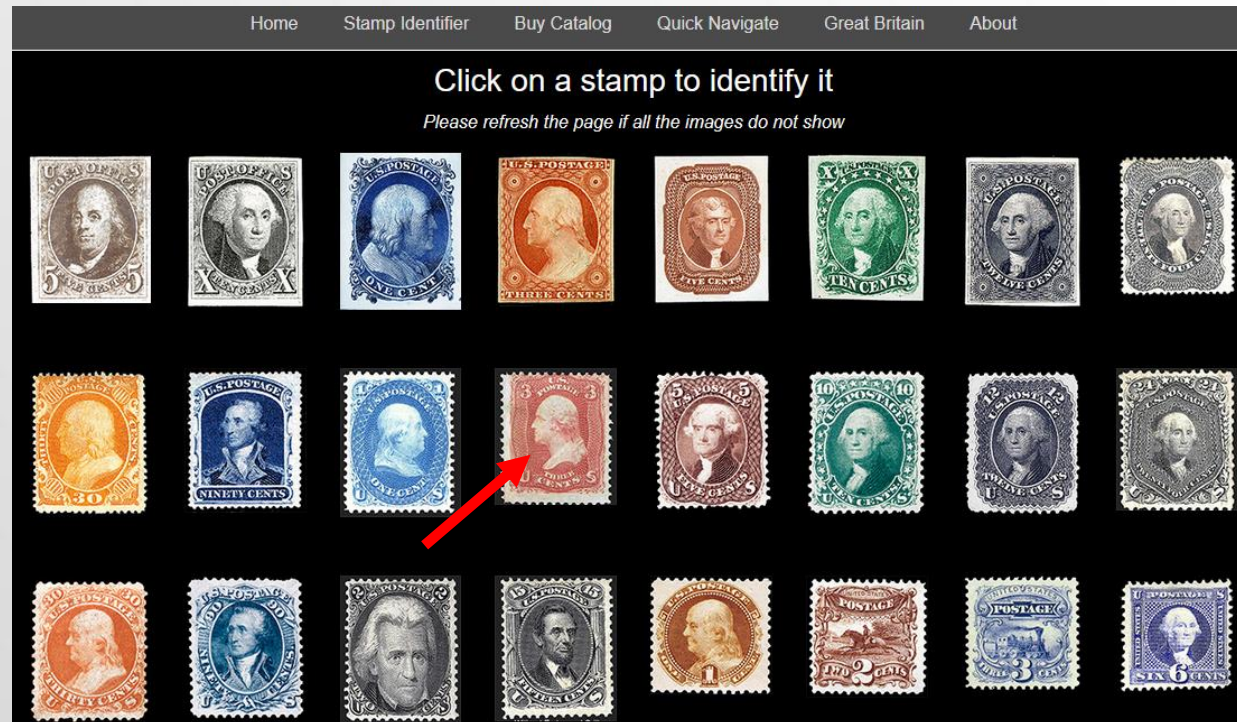
Stamp Identification

Search by Image - USA

- Swedish Tiger

<https://www.theswedishtiger.com/ID.html>

Ready for a really deep dive? Select one-





Stamp Identification

Search by Image - USA

- Swedish Tiger (continued)

Not only will you be shown the most accurate color varieties available online...

Which 3¢ stamp?

CLICK THE STAMP THAT MATCHES YOURS

 <p>Pink Without Grill</p>	 <p>Pigeon Blood Pink Without Grill</p>	 <p>Rose Pink Without Grill</p>	 <p>Rose Without Grill</p>
64	64a	64b	65



Stamp Identification

Search by Image - USA

- Swedish Tiger (continued)
..but be given incredible details!

Basic Info

3¢
Rose, bright rose, dull red, rose red, brown red or pale brown red

Printing Method: **Engraved**
Printer: **The National Bank Note Company**
Subject: **George Washington**
Number Issued: **1,782,000,000**
Perforations: **12**
Watermark: **Unwatermarked**
Scott #: **65**
Issued: **August 19th, 1861**

Value

Used
\$1 - \$2.50
No postmark with gum (MH)
\$45 - \$60
Full perfect gum, no postmark
no trace of stamp hinge mark (MNH)
\$600 - \$1,000

Due to the Confederacy we need to change the design!

By an Act of Congress passed in 1845, and continuing thru the life of the 1847 issue, 5c was the single letter rate for all distances not over three hundred miles.

Union authorities assumed that a large number of the 1856 1¢ issue remained unaccounted for in the hands of Confederate Postmasters. To prevent fraudulent use of these stamps, Congress authorized the design and production of the 1861 1¢ to replace the old stamp design as soon as possible.

The department scheduled distribution of the new stamps and envelopes for the 1st, August, but, from unavoidable delays, distribution did not take place until August 17th.

Laid paper

65d

65d

Patriotic Covers

Union patriotic cover with #64. The cover ridicules the concept of the Confederacy repaying its bonds.

Forgeries



Stamp Identification

Stamp Catalogs

Major stamp publishers like Scott's, Stanley Gibbons, Michel, Yvert & Tellier and others all have online digital stamp catalogs that can be paid for on a yearly basis, some costing hundreds of dollars.



But there are free alternatives that might suit your needs. Try some of these.



Stamp Identification

Stamp Catalogs - Worldwide

- Colnect (1840-present, 1,433,479 stamps)
<https://colnect.com/en/stamps/catalog>
- PostBeeld (1920s-present)
https://www.postbeeld.com/cms/page/view/page_id/56/?p=1
- Stampworld.com (1840-present, 750,000+ stamps)
<https://www.stampworld.com/en/>
- UPU WADP Numbering System (2002-present)
<https://www.wnsstamps.post/en/stamps-search>



Stamp Identification

Stamp Catalogs - USA

- Mystic Stamp Company
<https://www.mysticstamp.com/catalog/>
- Stampworld.com US
<https://www.stampworld.com/en/stamps/United-States/>
- US Postage Meter Stamp Catalog
[https://en.wikibooks.org/wiki/United States Postage Meter Stamp Catalog](https://en.wikibooks.org/wiki/United_States_Postage_Meter_Stamp_Catalog)

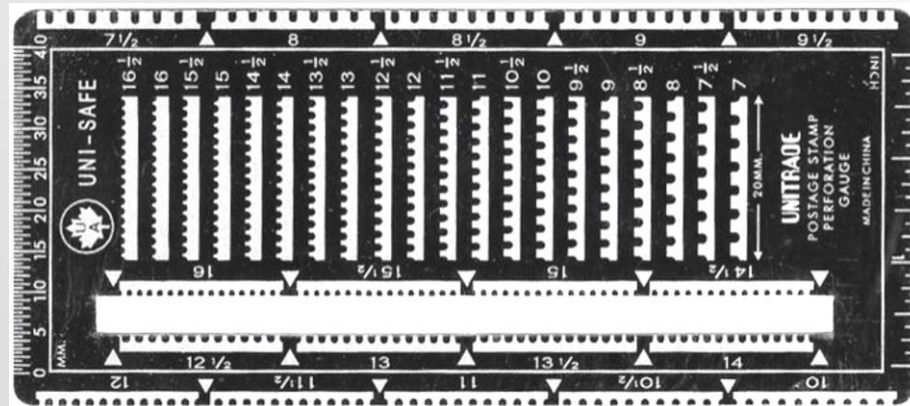


Measuring Tools

Perforations

Knowing the correct perforation of a stamp is a must when more than one measurement exists. Need one in a pinch and have a printer handy?

<https://stampsmarter.org/Learning/FormPerfGauge.html>





Measuring Tools

Perforations

There is an online alternative for use with stamp images.

<https://www.stampcollectingblog.com/free-digital-perforation-gauge/>

The screenshot shows the 'STAMP COLLECTING BLOG'S Perforation Gauge' web application. The interface is divided into several sections:

- Header:** A red bar with the text 'STAMP COLLECTING BLOG'S Perforation Gauge' and a 'Settings' button.
- Step 1:** 'Choose file' with a 'Browse...' button and the text 'No file selected.'
- Step 2:** 'Set image resolution: 1200 dpi Remember this setting '. Below this are buttons for 'Rotate', 'Reset active side', 'Undo last marker', and 'List and export'. The 'Active working mode' is set to 'Gauge'.
- Instructions:** A yellow box containing the text: 'Gauge mode is now in use. Click to place at least two markers on center of horizontal perf tips, and proceed preferably for one perf at a time. [Read more tips from help.](#) You will see perforation and other information here.'
- Controls:** 'Current Zoom: - of original.' with 'Zoom in/+' and 'Zoom Out/+' buttons. Below these are two sliders: 'Move horizontally' and 'Move vertically'.
- Image:** A small image of a red postage stamp with perforations. Two yellow arrows labeled '1' and '2' point to the top horizontal perforations.

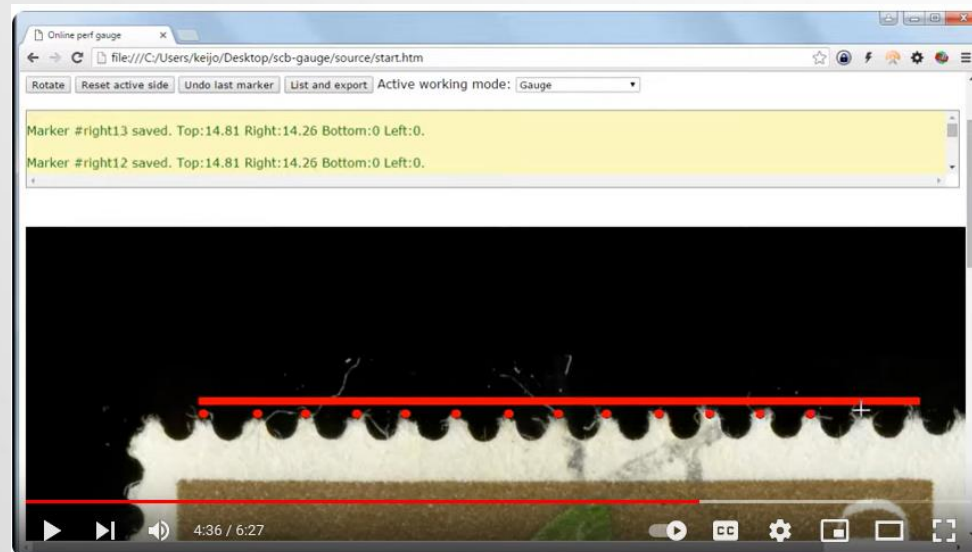


Measuring Tools

Perforations

Admittedly practice makes perfect using it. This “how to” video is a must to view before using the application.

https://www.youtube.com/watch?v=Semq96V_r1g



Introduction on Stamp Collecting Blog's digital perforation gauge



Stamp Paper

Watermark Detection

Watermarks are sometimes very difficult to detect using fluid, but using a scanner may assist the process.

- Stamp watermarks using a scanner

<https://nigerianstamps.com/stamp-watermarks-using-scanner/>

- Detailed scanner instructions for watermarks

<https://thestampforum.boards.net/thread/1478/watermark-extraction-technique>

Also see this listing of 1,193 watermarks:

<https://colnect.com/en/stamps/watermarks>



Image Manipulation

Cancel Extractors

There are times you will want to either erase or enhance colors in an image allowing easier viewing of a cancellation, postmark, or other feature.

Although results won't be perfect, try these two very easy to use tools to visually enhance what you seek.



Image Manipulation

Cancel Extractors

- Extraction Tool

<http://www.battleship-revenues.com/extract.shtml>

First, click “Browse,” find the image you want on your system and click on it.

Cancel Extractor by Robert Mustacich ([hints](#), [Home](#))

Click and drag on the image to select an area of color range for removal.

No file selected.
Your image will load here





Image Manipulation

Cancel Extractors

- Extraction Tool (continued)

Drag your mouse, putting a box over an area of color you wish to remove.





Image Manipulation

Cancel Extractors

- Extraction Tool (continued)

Click the button at the bottom. The result appears on the right. Save the new image and repeat as needed to remove additional color areas.





Image Manipulation

Cancel Extractors

- Postmark Reveal

<https://www.postmark-reveal.com/>

Click “Upload Photo,” find the image you want on your system and click on it.





Image Manipulation

Cancel Extractors

- Postmark Reveal (continued)

The image appears. Click “process.”

Postmark Reveal

Upload Photo



Process

The image displayed after upload is reduced to no larger than 400 pixels in height for display. All processing is done using the full-size image.

Accepted file types: JPG, JPEG, PJPEG, PNG, X-PNG, GIF, TIF, and TIFF.

admin@postmark-reveal.com



Image Manipulation

Cancel Extractors

- Postmark Reveal (continued)

Scroll down to view all filtered results, up to 100. Save any you prefer.





For Beginner Collectors

Sites of Interest

- Garfield Perry Stamp Club Stamp Collecting 101
<http://garfieldperry.org/wp/learn-philately/class-overview/>
- Linn's Glossary of Philatelic Terms
<https://www.linns.com/news/postal-updates-page/glossary-terms-disabled.html>
- Milwaukee Philatelic Society Beginner Info
<https://milwaukeephilatelic.org/youth%2Fbeginner>
- Stanley Gibbons' Anatomy of a Stamp
<https://www.stanleygibbons.com/collecting-stamps/new-to-stamps/parts-of-a-stamp>



For Advanced Collectors

Sites of Interest

- US First Day Cover Cachet Makers index
<https://www.folklib.net/fdc/>
- US Machine Cancel Finder 19th/20th Centuries
<http://swansongrp.com/postal/finder/>
- Worldwide Philatelic Expert Marks
<https://www.filatelia.fi/experts/>
- Worldwide Stamp Varieties
<https://worldstampsproject.org/>



We have lots more for you!

200+ links, thousands of options!

Check out the ever-growing LASO Resources page.

LASO is happy to provide everyone with a variety of online resources covering the needs and interests of stamp collectors. Should you know of others that should be listed, let us know! Send an email to info@learningaboutstamps.org.

These lists do not constitute an endorsement of the web site's content, product or service by LASO and is provided strictly for informational purposes.

[Beginners, Quizzes & Other Sites of Interest](#)

[Blogs & Informational Sites](#)

[Books, Publications & Online Catalogues](#)

[Cancels, Perforations, Watermarks](#)

[Exhibiting Guidelines & Exhibits](#)



[Fakes and Forgeries](#)

[Forums & Discussion Boards](#)

[Presentations: Mixed Media & Power Point](#)

[Stamp Show Calendars](#)

[Stamp Identification: Worldwide & U.S.](#)



We have lots more to share!

Categories:

[Blogs/Informational Sites](#) • [Book and Publication References](#) • [Cancel Extractors](#) • [Exhibiting Guidelines](#)
[Exhibits Online](#) • [Forums/Discussion Boards](#) • [Online Catalogs – Worldwide](#) • [Online Catalogs – US](#)
[Perforation Measuring](#) • [Postal Administrations](#) • [Presentations – Mixed Media \(PowerPoints, PDFs, etc.\)](#)
[Presentations – Videos](#) • [Stamp Forgeries – Worldwide](#) • [Stamp Forgeries – US](#)
[Stamp Identification by Image Upload – Worldwide](#) • [Stamp Identification by Image Upload – US](#)
[Stamp Identification by Text – Worldwide](#) • [Stamp Quizzes](#) • [Stamp Show Calendars – US](#)
[Stamp Show Calendars – Canada](#) • [Stamp Show Calendars – United Kingdom](#) • [Stamp Trading/Exchanging](#)
[Watermarks](#) • [Other Sites of Interest](#) • [For Beginners](#)

Go out and explore the possibilities!

Thanks for watching.